

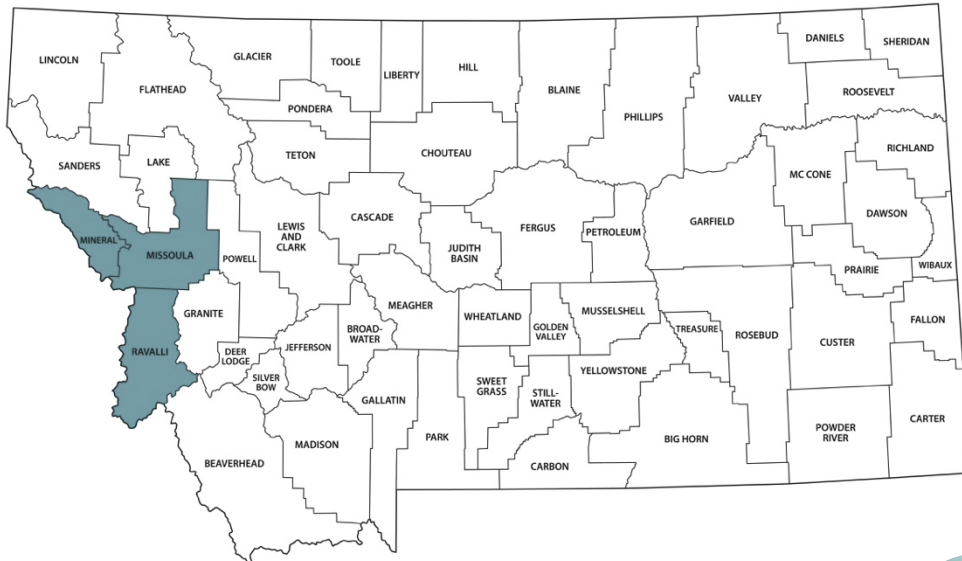
# HUMAN RESOURCE COUNCIL

## 2023-24 ANNUAL OUTCOMES REPORT

Participating in Community Action Partnerships in  
Mineral, Missoula & Ravalli Counties since 1965.



*\* From October 1, 2023 to September 30, 2024*



### LIHEAP – Weatherization Energy Share

#### Individuals

**5,816 – Received Energy Bill Assistance**  
**1,610 – Avoided Utility Disruption**  
**154 – Received emergency assistance  
with heat source repair or  
replacement**



### Housing Stability Assistance

#### Households

**417 – Section 8 Housing Choice  
Vouchers**  
**43 – Veterans Affairs Supportive  
Housing Vouchers (VASH)**

#### Individuals

**366 – Avoided Eviction**  
**451 – Received Access to Safe,  
Permanent Housing**




**127**

Homes showed improved energy efficiency & cost savings as a result of Weatherization.



**Home Improvements**

3 – Rehab/Repair Loans  
18 – Improved accessibility




**2-1-1 Information & Referral**

5,390 – Calls Received  
651 – Direct Assistance



**35 Served Pathways Program**

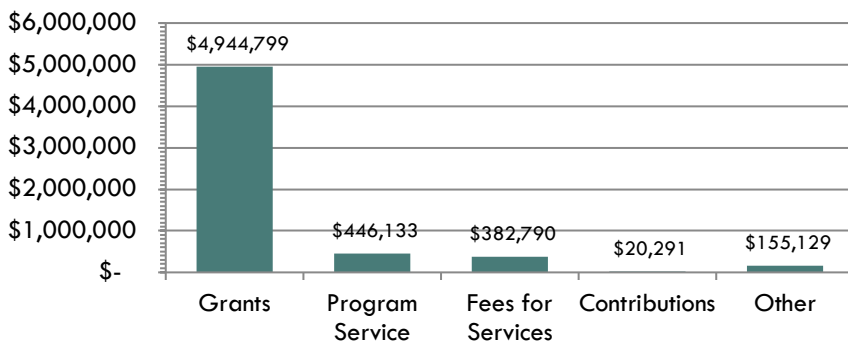
29 – Education & Training  
33 – Supportive Services  
7 – Subsidized Employment



**38 Served WIOA Youth Employment**

34 – Education & Training  
33 – Supportive Services  
11 – Work Experience  
3 – Passed HiSET

**Funding Sources - FY2024**



**CONSUMER DEMOGRAPHICS**

**AGE**

60+ YEARS = 28%  
18 – 60 YEARS = 43%  
UNDER 18 = 29%

**60% RENTERS**

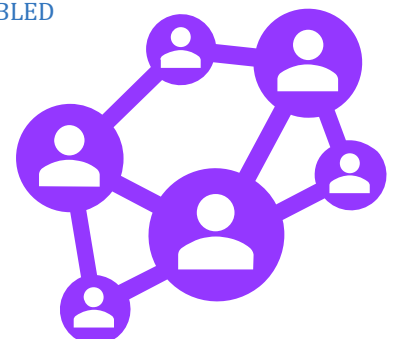
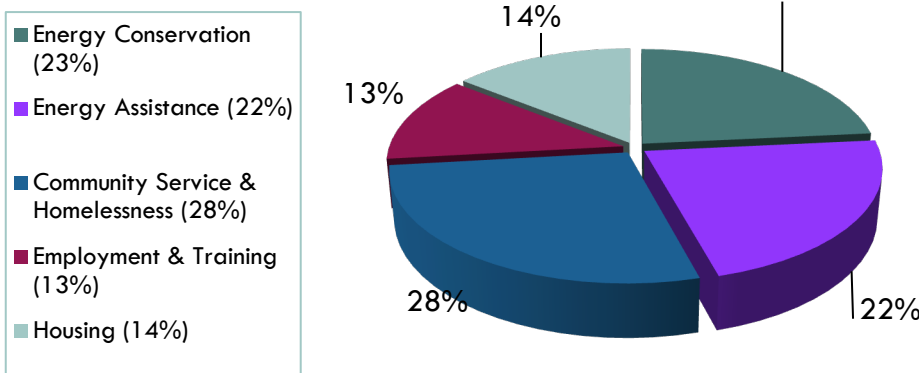
**32% HOMEOWNERS**

**HOUSEHOLD INCOME AT OR BELOW 100% OF THE POVERTY LEVEL = 58%**

**SINGLE PARENT HOUSEHOLDS = 16%**

**17% DISABLED**

**Funding Expenditures - FY2024**



**Mineral County**  
38 Mullan Rd. W.  
Superior, MT 59872  
822-4251

**Missoula County**  
1801 S. Higgins  
Missoula, MT 59801  
728-3710

**Ravalli County**  
303 N. 3<sup>rd</sup> St.  
Hamilton, MT 59840  
363-6101