

# HUMAN RESOURCE COUNCIL

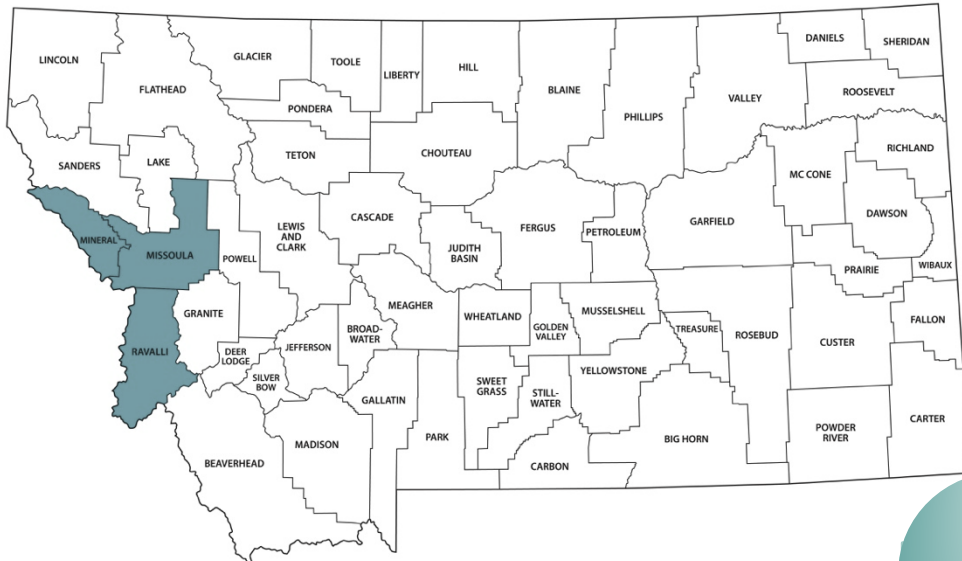
## 2022 ANNUAL OUTCOMES REPORT

Participating in Community Action Partnerships in Mineral, Missoula & Ravalli Counties since 1965.



**Our Community Action Partnership Served**

**7,681**  
*Low-Income Unduplicated Individuals*



**Housing Stability Assistance**

Households

- 396 – Section 8 Housing Choice Vouchers
- 80 – Veterans Affairs Supportive Housing Vouchers (VASH)


Individuals

- 435 – Avoided Eviction
- 732 – Received Access to Safe, Permanent Housing
- 20 – Received assistance in applying for SSI/DI through Missoula County funding, as well as case management services.

**LIHEAP – Weatherization Energy Share**

Individuals

- 6,217 – Received Energy Bill Assistance
- 586 – Avoided Utility Disruption
- 282 – Received emergency assistance with heat source repair or replacement




**158**

Homes showed improved energy efficiency & cost savings as a result of Weatherization.



**Home Improvements**

4 - Rehab/Repair Loans  
1 - Improved accessibility




**2-1-1 Information & Referral**

4,790 - Calls Received  
188 - Direct Assistance



**66 Served Pathways Program**

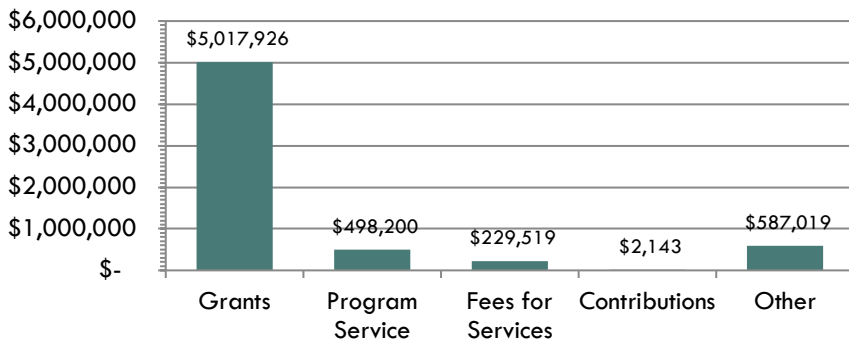
24 - Education & Training  
28 - Supportive Services  
3 - Subsidized Employment



**33 Served WIOA Youth Employment**

33 - Education & Training  
26 - Supportive Services  
15 - Work Experience  
11 - Passed HiSET

**Funding Sources - FY2022**



**CONSUMER DEMOGRAPHICS**

**AGE**

60+ YEARS = 28%  
18 - 60 YEARS = 43%  
UNDER 18 = 30%

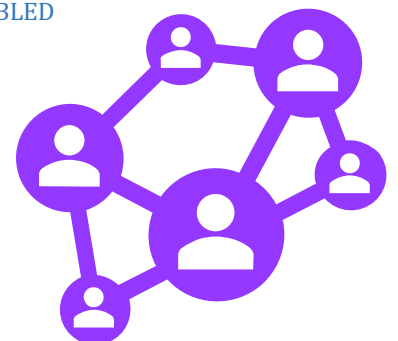
**57% RENTERS**

**36% HOMEOWNERS**

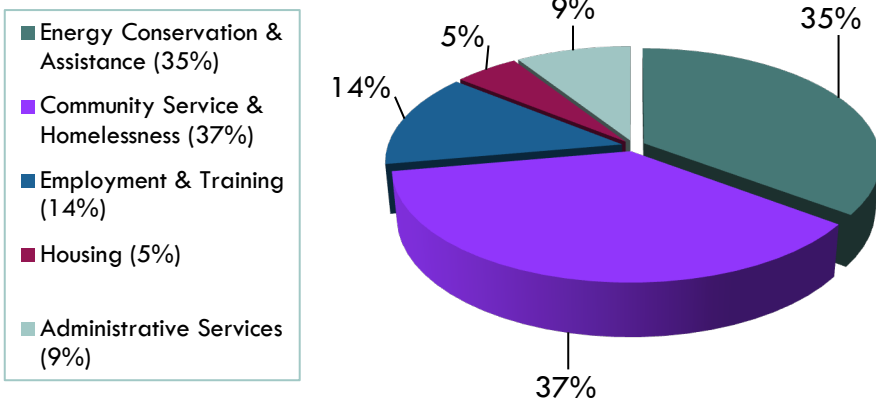
**HOUSEHOLD INCOME AT OR BELOW 100% OF THE POVERTY LEVEL = 52%**

**SINGLE PARENT HOUSEHOLDS = 19%**

**23% DISABLED**



**Funding Expenditures - FY2022**



**Mineral County**  
38 Mullan Rd. W.  
Superior, MT 59872  
822-4251

**Missoula County**  
1801 S. Higgins  
Missoula, MT 59801  
728-3710

**Ravalli County**  
303 N. 3<sup>rd</sup> St.  
Hamilton, MT 59840  
363-6101